PART NUMBER	REV	FIRST USED	TERMINATOR	FEED TYPE	DESCRIPTION
1426063-1	B	-	LEADMAKER	MECH POST FEED	CUTS CARRIER
1426063-2	B	-	BENCH	MECH PRE FEED	CUTS CARRIER
1426063-6	B	-	LEADMAKER	MECH POST FEED	CONTINUOUS CARRIER
7-1426063-1	B	-	LEADMAKER	MECH POST FEED	-1 AND SPARE PARTS
7-1426063-2	B	-	BENCH	MECH PRE FEED	-2 AND SPARE PARTS
7-1426063-6	B	-	LEADMAKER	MECH POST FEED	-6 AND SPARE PARTS
7-1426063-7	A	-	-	-	SPARE PARTS KIT

CRIMP DATA (NON-AMP TERMINAL-CUST SPEC)

TERMINAL NAME: HOSIDEN TAB TCP & TCS SERIES

CRIMP	SIZE	TYPE	RANGE
WIRE	1.07 [.042 IN]	F	28 - 26 AWG
INSUL	1.40 [.055 IN]	F	1.25-1.30 [.049-.051 IN]

WIRE STRIP LENGTH 2.50-3.30 [.098-.130 IN]

APPL INSTRUCTION 408-8322

TERMINAL - - FEED
APPL SPEC 114-3118 △6 - 5.00 [.197 IN]

TERMINALS APPLIED

4200-15-010	PIN	(AMP PART NO. 286884-1)	-
9330-05-010	SOCKET	(AMP PART NO. 286884-2)	-
-	-	-	-
-	-	-	-
-	-	-	-
-	-	-	-
-	-	-	-
-	-	-	-

WIRE SIZE mm² AWG	CRIMP HEIGHT	PIN PN & LENGTH [IN]
26 AWG	0.72 ±0.05 [.028 ±.002 IN]	5-354779-2 [.3250]
28 AWG	0.66 ±0.05 [.026 ±.002 IN]	5-354779-8 [.3280]
-	-	-
-	-	-
-	-	-
-	-	-
-	-	-
-	-	-
-	-	-
-	-	-
-	-	-
-	-	-
-	-	-
-	-	-
-	-	-
-	-	-

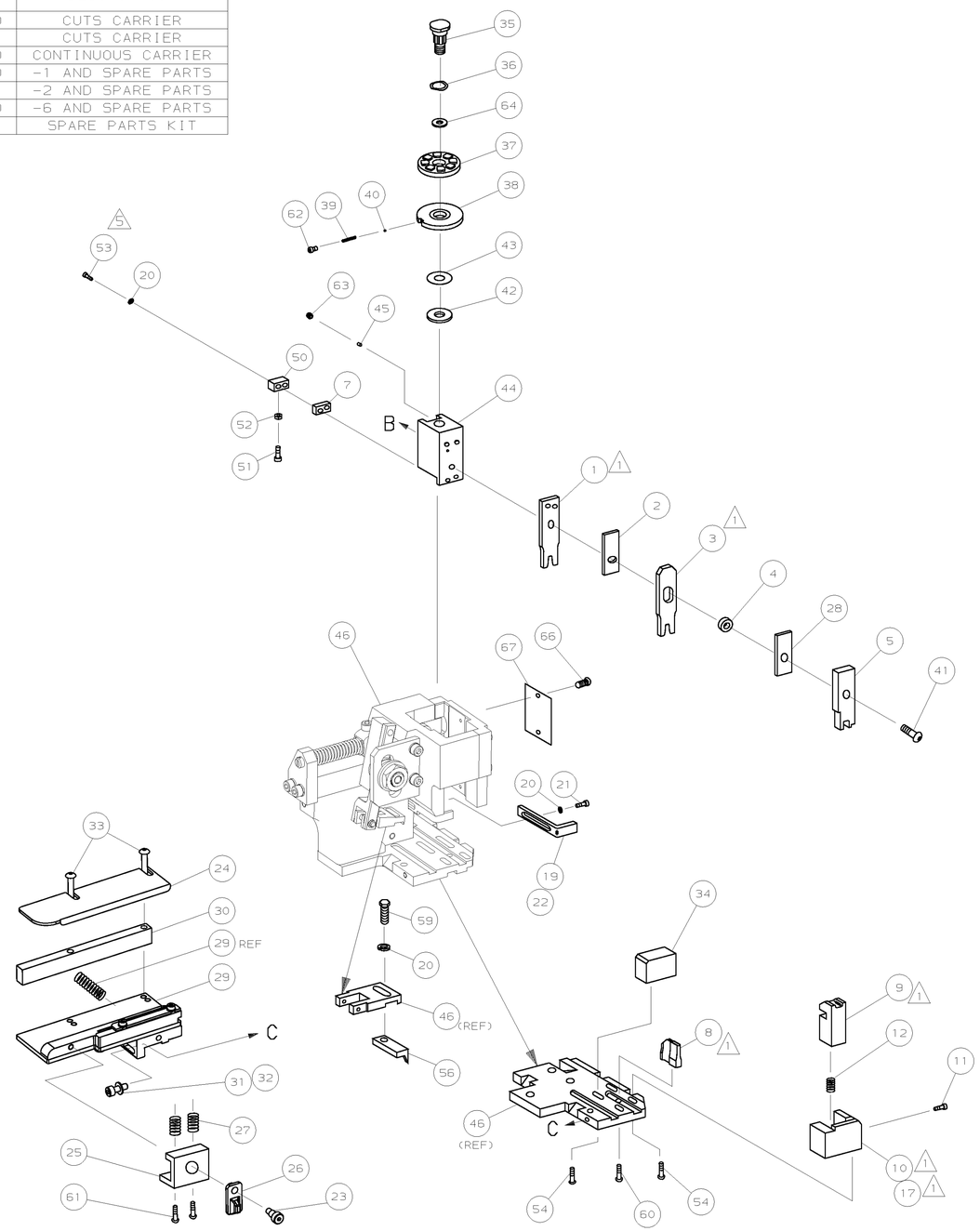

△1 RECOMMENDED SPARE PARTS.
2. GREASE RAM, CAM, CAM FOLLOWER AND FEED ROD LIGHTLY.
3. LUBRICATE DAILY PER THE APPLICATOR INSTRUCTION SHEET SUPPLIED WITH THE APPLICATOR.
△4. IF THIS APPLICATOR IS USED IN AN INARCA PRESS PART NUMBER 690124-1 MUST BE REPLACED WITH 690124-7.
△5 CUT TO LENGTH AT ASSY.
△6 MINIMUM TENSILES REQUIRED:-
26 AWG = 3.65 KGs
28 AWG = 2.25 KGs

VIEW B ROTATED 180°

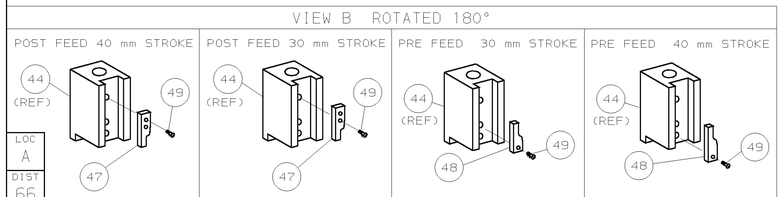

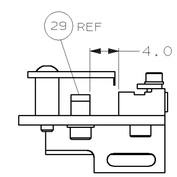

FENCE SET-UP DIM

									73
-	1	1	1	1	1	1	1426063	PRINT, APPLICATOR LOG SHEET	72
-	1	1	1	1	1	1	1338705-1	DOCUMENTATION PACKAGE	71
									70
									69
									68
-	1	1	1	1	1	1	461264-1	PLATE, IDENTIFICATION	67
-	2	2	2	2	2	2	21017-2	SCR,DRIVE(#2x.19)ID PLATE	66
									65
-	1	1	1	1	1	1	986950-1	WASHER, FLAT PRECISION	64
-	1	1	1	1	1	1	3-18031-0	SCR,SKT SET(M6X6)RAM	63
-	1	1	1	1	1	1	18023-9	SCR,SHC(M4X6)INS DISC	62
-	2	2	2	2	2	2	1-18024-5	SCR,BHC(M5X25)DRAG	61
-	1	1	1	1	1	1	18024-7	SCR,BHC(M4X10)ANVIL	60
-	1	1	1	1	1	1	5-18022-2	SCR,HEX(M4X8)FEED FINGER	59
									58
									57
-	1	1	1	1	1	1	1338685-1	PAWL, FEED	56
									55
-	4	4	4	4	4	4	18024-8	SCR,BHC(M4x12)SHEAR HOLDER	54
△5 -	2	2	2	2	2	2	1-18023-3	SCR,SHC(M4x16)TERM HLD DWN	53
-	1	1	1	1	1	1	18030-1	NUT,HEX(M3)HOLD DOWN	52
-	1	1	1	1	1	1	811242-5	BUMPER, HOLDDOWN	51
-	1	1	1	1	1	1	690753-2	SPACER, TONKER	50
-	1	1	1	1	1	1	18024-3	SCR,BHC(M3X10)CAM	49
-	-	1	-	-	1	-	1338675-1	CAM, PRE FEED 30 & 40 mm ST	48
-	1	-	1	1	-	1	1338676-1	CAM, POST FEED 30 & 40 mm ST	47
-	1	1	1	1	1	1	1320999-3	APPLICATOR BASIC SUBASSY	46
-	1	1	1	1	1	1	690191-1	PLUG, NYLON	45
-	1	1	1	1	1	1	1338660-1	RAM	44
-	1	1	1	1	1	1	690125-1	WASHER, LAMINATED	43
△4 -	1	1	1	1	1	1	690124-1	WASHER, RAM	42
-	1	1	1	1	1	1	2-18024-6	SCR,BHC(M8X25)RAM	41
-	1	1	1	1	1	1	23241-1	BALL, STEEL	40
-	1	1	1	1	1	1	2-22278-7	SPRING, COMPRESSION	39
-	1	1	1	1	1	1	1320922-1	DISC, INSULATION	38
-	1	1	1	1	1	1	354777-1	WIRE DISC, PLASTIC	37
-	1	1	1	1	1	1	22480-5	WASHER, SPRING	36
-	1	1	1	1	1	1	690212-1	POST, RAM	35
-	1	1	1	1	1	1	1320934-1	SUPPORT, TERMINAL	34
-	2	2	2	2	2	2	1-18024-0	SCR,BHC(M4X20)STRIP GUIDE	33
-	1	1	1	1	1	1	18027-2	WASHER, FLAT(M4)	32
-	1	1	1	1	1	1	1-18023-2	SCR,SKT CAP(M4X12)MOUNT BLOCK	31
-	1	1	1	1	1	1	1320908-9	SPACER, STRIP GUIDE	30
-	1	1	1	1	1	1	1633073-1	STRIP GUIDE PLATE ASSY	29
-	1	1	1	1	1	1	1-455888-6	SPACER, FRONT SHEAR DEP	28
-	2	2	2	2	2	2	1-22284-0	SPRING, DRAG	27
-	1	1	1	1	1	1	356835-1	LEVER, DRAG RELEASE	26
-	1	1	1	1	1	1	240792-1	DRAG, TERMINAL	25
-	1	1	1	1	1	1	1320928-1	PLATE, STRIP GUIDE	24
-	1	1	1	1	1	1	980371-4	SCR,SHC SHLD	23
-	1	-	1	1	-	1	690472-2	STRIPPER	22
-	1	1	1	1	1	1	1-18023-1	SCR,SHC(M4X10)STRIPPER	21
-	4	4	4	4	4	4	18025-2	WASHER,LOCK(M4)STRIPPER	20
-	-	1	-	-	1	-	690472-1	STRIPPER	19
									18
△1 -	1	-	-	1	-	-	1338684-1	HOLDER, SHEAR, FRONT (NO-CUT)	17
									16
									15
									14
									13
-	1	1	1	1	1	1	5-22280-0	SPRING, SHEAR	12
-	1	1	1	1	1	1	356885-4	STOP, SHEAR	11
△1 -	-	1	1	-	1	1	1320921-1	HOLDER, SHEAR, FRONT (CUT)	10
△1 -	1	1	1	1	1	1	454276-1	SHEAR, FLOAT (FRONT)	9
△1 1	2	2	2	1	1	1	1333200-6	ANVIL	8
-	1	1	1	1	1	1	2-240641-4	SPACER, DEPRESSOR (REAR)	7
									6
-	1	1	1	1	1	1	1-455889-4	DEPRESSOR, SHEAR (FRONT)	5
-	1	1	1	1	1	1	2-238011-3	SPACER, BLOCK CRIMPER	4
△1 1	2	2	2	1	1	1	5-683453-2	CRIMPER, INSULATION	3
-	1	1	1	1	1	1	455888-5	SPACER, CRIMPER	2
△1 1	2	2	2	1	1	1	1-456401-7	CRIMPER, WIRE	1
-77	-76	-72	-71	-6	-2	-1	PART NO	DESCRIPTION	ITEM NO

← REVISION OF EACH ASSY NO (WHEN BLANK, USE DWG REVISION)

QTY REQD PER ASSY — PARTS LIST

P	F	LTR	REVISION RECORD	APP	DATE
		B	SEE ECN 0150-0734-03	CMR	JUL03
		A	SEE ECN 015A-0507-00	MC	NOV00

DIMENSIONS: mm [INCHES]
DO NOT SCALE PRINT.
TOLERANCES UNLESS OTHERWISE SPECIFIED:
1 PLC DEC ±0.5 [.02 IN]
2 PLC DEC ±-
3 PLC DEC ±-
ANGLES ± -
SURF TEXTURE, √
REMOVE BURRS, BREAK SHARP EDGES R0.38 MAX

MATL - - HT TR - - FIN - -

DR 25SEP00 L.LOFTHOUSE APP 25SEP00 F.BACKHURST
CHK 01-11-00 L.LOFTHOUSE REL 01-11-00 M.CLIFFORD

AMP Incorporated Harrisburg, PA 17105-3608

NAME SIDE FEED HD-I APPLICATOR
MACHINE REF HD-I APPL
SCALE - D DWG NO 1426063 SHEET 1 OF 1 REV B

CAGE CODE 00779 CUSTOMER AND ASSEMBLY DRAWING RESTRICTED TO -

LOC A DIST 66

LAYOUT L1426063
SET UP GAGE 458637-3

THIS DRAWING IS A CONTROLLED DOCUMENT.
THIS DRAWING IS UNPUBLISHED. © COPYRIGHT 2000 BY AMP INCORPORATED. ALL RIGHTS RESERVED. RELEASED FOR PUBLICATION: .2000 .